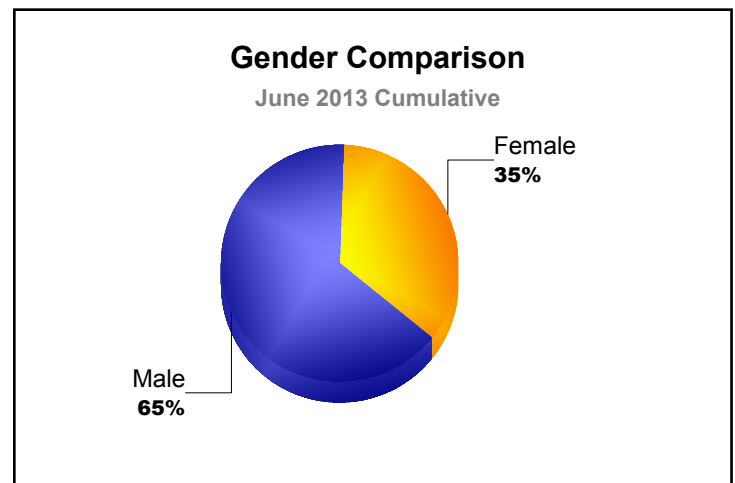
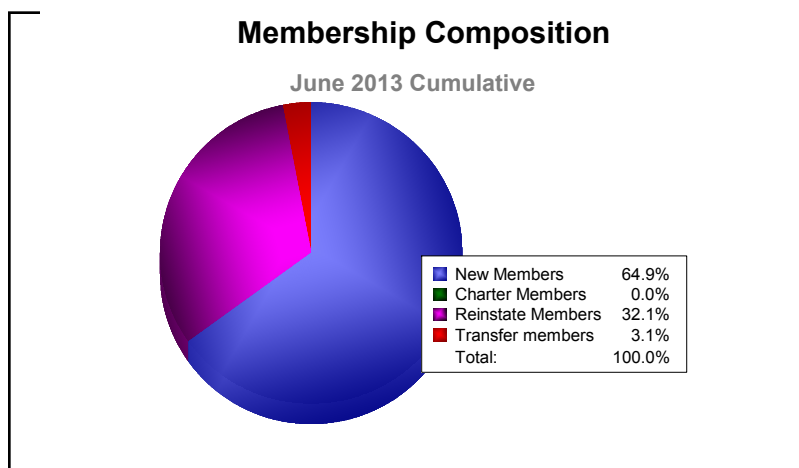
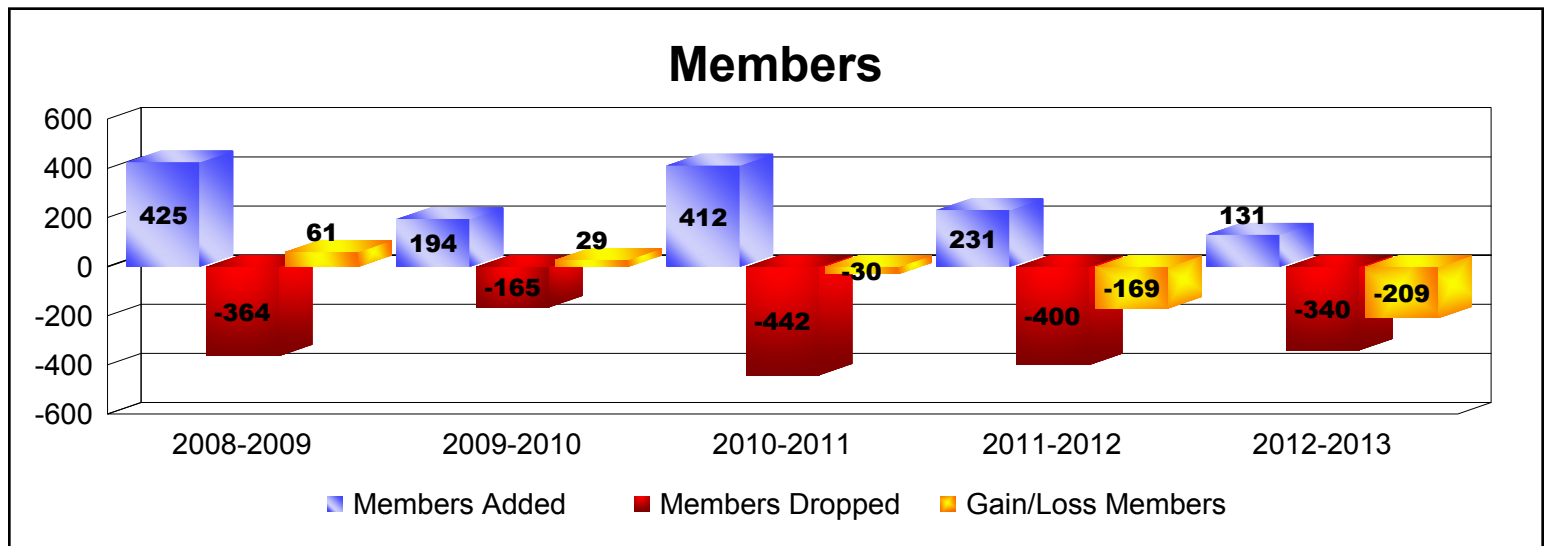
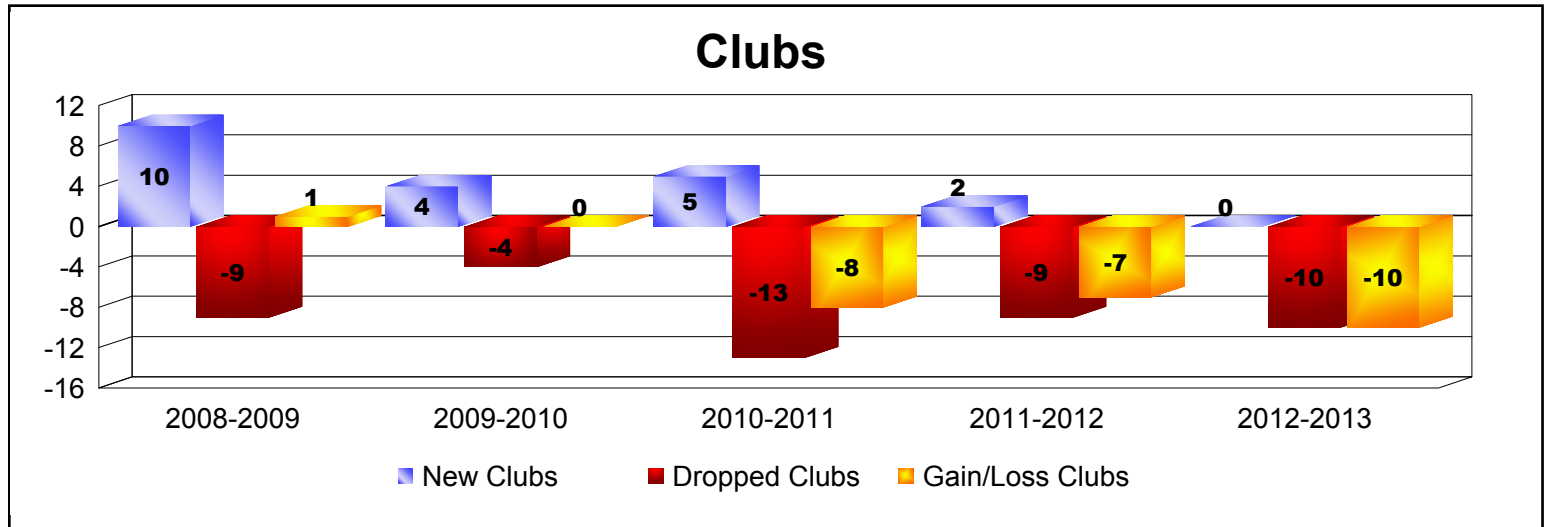
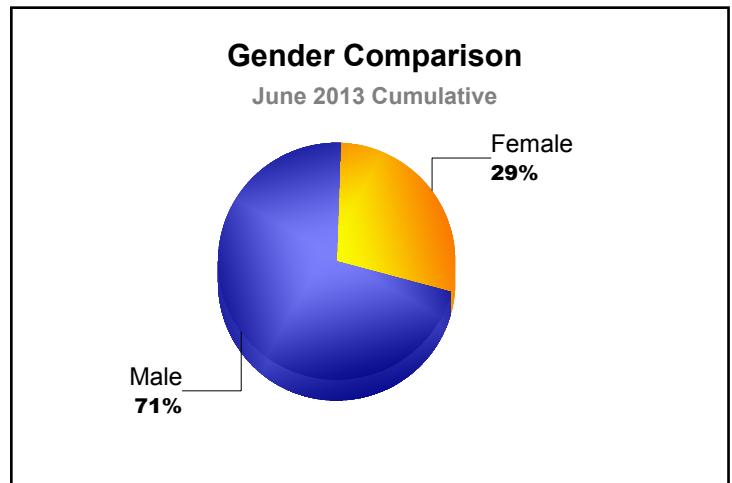
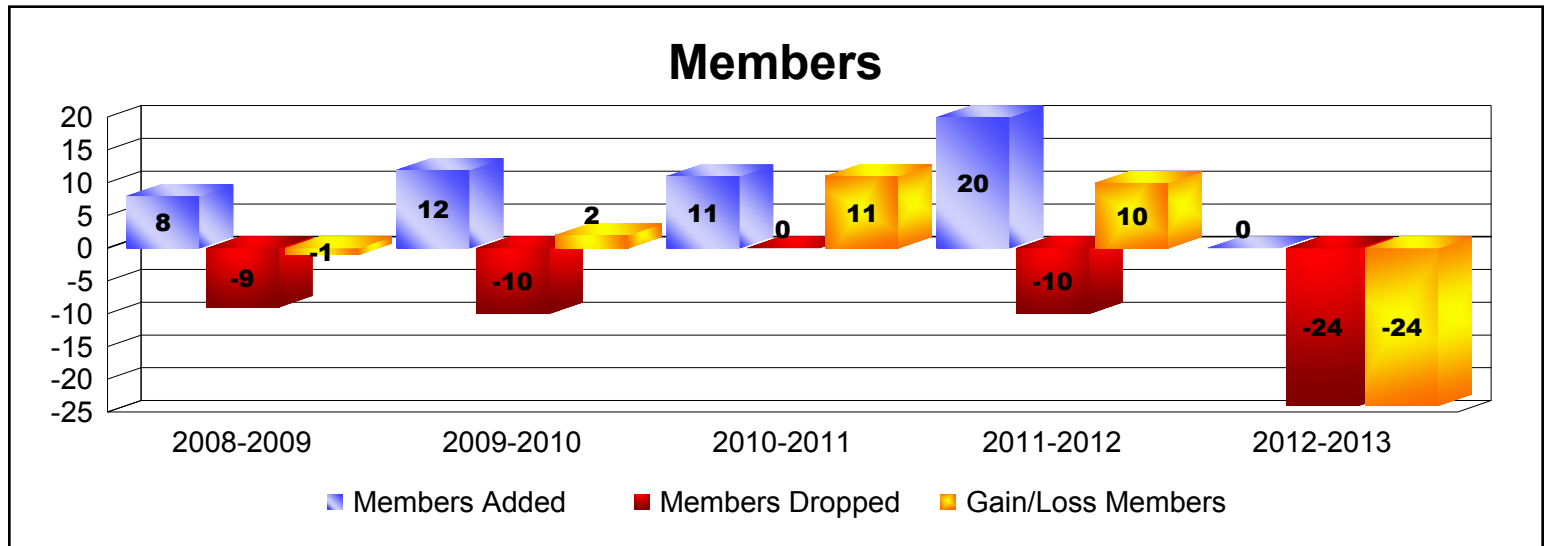
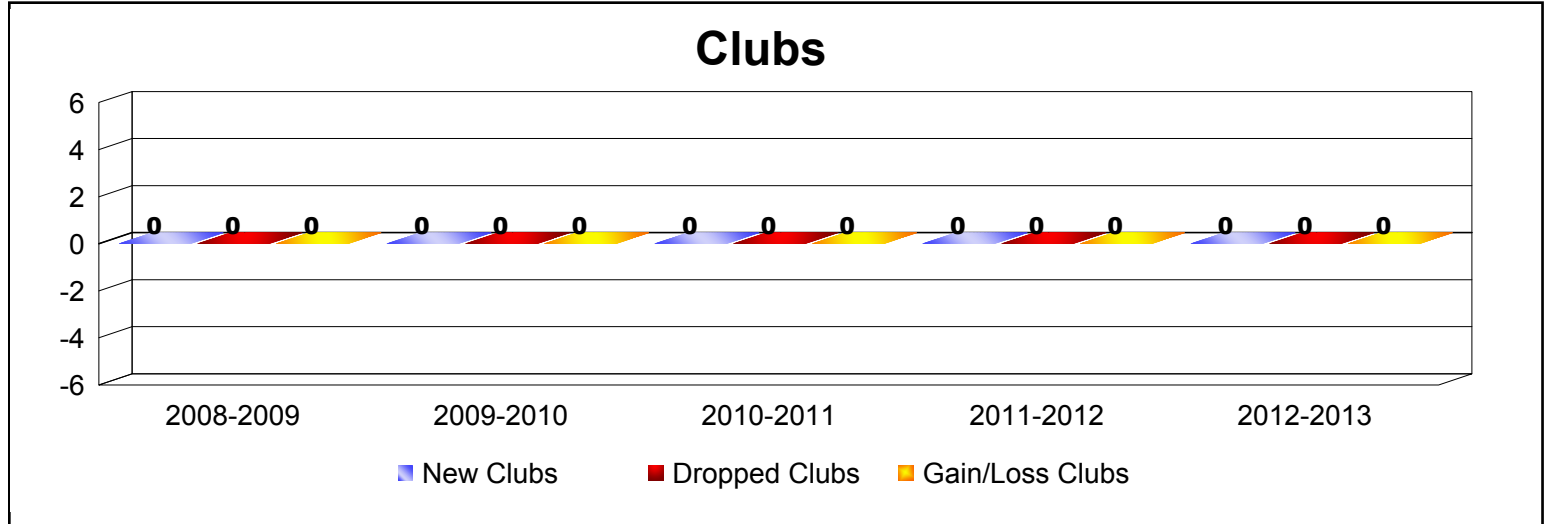


Year	New Clubs	Dropped Clubs	Gain/Loss Clubs	New Members	Charter Members	Reinstate Members	Transfer Members	Total Member Added	Total Members Dropped	Gain/Loss Members
2008-2009	10	-9	1	144	211	70	0	425	-364	61
2009-2010	4	-4	0	95	79	18	2	194	-165	29
2010-2011	5	-13	-8	180	132	95	5	412	-442	-30
2011-2012	2	-9	-7	134	44	50	3	231	-400	-169
2012-2013	0	-10	-10	85	0	42	4	131	-340	-209
Average	4	-9	-5	128	93	55	3	279	-342	-64



Year	New Clubs	Dropped Clubs	Gain/Loss Clubs	New Members	Charter Members	Reinstate Members	Transfer Members	Total Member Added	Total Members Dropped	Gain/Loss Members
2008-2009	0	0	0	8	0	0	0	8	-9	-1
2009-2010	0	0	0	11	0	1	0	12	-10	2
2010-2011	0	0	0	11	0	0	0	11	0	11
2011-2012	0	0	0	20	0	0	0	20	-10	10
2012-2013	0	0	0	0	0	0	0	0	-24	-24
Average	0	0	0	10	0	0	0	10	-11	0



Year	New Clubs	Dropped Clubs	Gain/Loss Clubs	New Members	Charter Members	Reinstate Members	Transfer Members	Total Member Added	Total Members Dropped	Gain/Loss Members
2008-2009	0	0	0	13	0	0	0	13	-27	-14
2009-2010	0	0	0	14	0	1	0	15	-22	-7
2010-2011	1	-1	0	9	22	1	0	32	-32	0
2011-2012	0	0	0	17	0	20	0	37	-15	22
2012-2013	2	0	2	10	51	0	0	61	-15	46
Average	1	0	0	13	15	4	0	32	-22	9

